



 Karen Thorburn
Photography

Proposal Photography eBook

Everything you need to know!



Beautiful... ♥ Natural... ♥ Relaxed.


www.karenthorburn.com





Contents

Introduction.....	Page 1
What's your style of photography?.....	Page 2
Where should I propose?.....	Page 3
How do I go about planning this?!.....	Page 6
Option 1: Propose on your day out.....	Page 7
Option 2: Propose during a couple's photoshoot...	Page 10
Option 3: Show up unexpectedly and propose.....	Page 13
Where should we be in relation to the camera?.....	Page 16
Do you travel, or hike to remote locations?.....	Page 18
What if the weather's poor?.....	Page 19
What should we wear?.....	Page 20
What about our animals?.....	Page 21
Do you do black and white photography?.....	Page 22
What will we discuss during the consultation?.....	Page 24
Why should I pay your prices?.....	Page 25
What photography packages do you offer?.....	Page 26
How do I enquire or book?.....	Page 30



Introduction

Hello! I'm Karen. I work with down-to-earth folks who love the outdoors and who are emotionally invested in their photographs. I create bright, beautiful, natural images and I have a knack for putting people at ease so that no-one feels or looks awkward in front of my camera.

Of course, there's more to this whole experience than just the photographs. I'm equally passionate about providing a first-class service. This is crucial with proposals. **You're probably already going to be feeling nervous, so the last thing you need is any stress from your photographer. You need to hire someone you can trust to turn up on the day, not 'give the game away', and do a great job of capturing this hugely special moment in your relationship.**

There's a lot to talk about! Grab a cup of coffee, sit back and relax while I answer your questions about your proposal photography!





What's your style of photography?

I'll capture the proposal and all the emotions involved!

Once you've had plenty of time to absorb this special moment, we'll move into the rest of your photoshoot, which will, ideally, involve natural images, particularly outdoors, in beautiful, soft light.

I'll give you some guidance so that you look your absolute best, but I'll do this in a way that doesn't spoil the fun or kill the spontaneity.

Of course, I will also be sure to photograph the ring!





Where should I propose?

I LOVE working with natural light and beautiful scenery, so prefer to be outdoors if at all possible. However, I'm also happy to work indoors, especially if the weather isn't great.

I know the Highlands like the back of my hand and can suggest some great locations, depending on the type of scenery that you'd like.

Personally, I recommend choosing somewhere quiet, as opposed to a busy tourist hotspot. This way, the proposal will be a private moment between you and your partner, without an audience. With my zoom lenses, I can capture close-up shots of you, whilst staying out of earshot. Not everyone follows this advice though and I'll respect your decision if we end up at a busy tourist spot!

When planning the exact spot to propose, give some thought to the practicalities.

Kyle, pictured here, initially chose the base of a large waterfall. Fortunately, I knew the location and was able to advise him that, not only was the access dodgy, but that the noise of the water would have been so loud that Ellie, his partner, probably wouldn't have been able to hear what he was saying!

Kyle then planned to propose on a narrow wooden footbridge, with me photographing from a distance. However, I wouldn't have been able to see Kyle if he'd been down on one knee! Also, if Ellie had leaned down towards him, I would have seen nothing!

Thankfully, Kyle took my advice on board and chose a beautiful, quiet, loch-side location, where I had a clear view of the happy couple.





"I cannot recommend Karen enough - the very best photographer!

I was looking for someone in the Highlands to capture my proposal to my now fiancée (thankfully, she said yes!) and contacting Karen was the best decision I could have made. From the word 'go', she was completely devoted to making the moment as special for my partner and I as possible.

Karen went above and beyond, time and time again, and was incredibly accommodating, even when plans and locations changed! She captured the moment with some breath-taking photos that my fiancée and I will cherish for a lifetime.

By booking Karen you'll get a hugely talented photographer and an even lovelier person. Thanks again Karen, you're a star!"

KYLE SPEIRS

How do I go about planning this?!

There's a lot to think about! We want to ensure you get perfect images without 'giving the game away'... you don't want your partner to suspect that you're about to propose!


I'll share a few scenarios that I've come across over the years. Hopefully these will inspire you, and one of them will feel like the right fit for you and your partner.

Option 1: Propose on your day out

Option 2: Propose during a couple's photoshoot

Option 3: Show up unexpectedly and propose

Read on...!



Option 1: Propose on your day out

In this scenario, you might (for instance) plan to go on a hike or visit a historic site of interest. We'll need to arrange a very specific location for the proposal, and a time. I'll arrive at the location before you and will be waiting, doing my best to look like a tourist, with one of my cameras hidden!

On the day, we would communicate beforehand; I'd want to know what you were wearing so that I could easily spot you, particularly if there are other people around. I'll only spring into action and start photographing you when you get down on one knee to propose. I'm very discreet and I promise that your partner won't suspect a thing!

Once you've had time to absorb the big moment together, I'll step forward to introduce myself! We'll then head into the rest of the photoshoot, and I'll gently guide you both throughout. I appreciate all of this will be a complete surprise for your partner and he/she might need a few minutes to go and freshen up first. No problem!







"Karen is excellent and I couldn't recommend her services more! Myself and my fiancée had a trip planned to Loch Ness and I knew I wanted to do the marriage proposal there. I started to look up Inverness photographers and am delighted to have chosen Karen!

Karen helped immensely throughout the entire process leading up to the proposal. We worked together on specific locations, viewpoints, and very helpful tips to capture the special moment. It was a great relief (especially planning from the US) and worked like a charm, as everything went fantastic!!

She captured the proposal beautifully in real time, which is a priceless gift. Right after the proposal, she provided a photoshoot, but made sure to remind us to enjoy our special moment first! It was such an easy and comfortable process for us - Karen told us just what to do, how to pose and really made that time feel so special, and now we have incredible photos! I truly cannot recommend a photoshoot with Karen enough. She made an important moment of our lives that much more memorable."

ANDREW COMINSKY

Option 2: Propose during a couple's photoshoot

In this scenario, you and your partner would book a couple's photoshoot with me, and you'd do the proposal part way through the session. The benefit of this scenario is that you could plan what to wear together, and your partner would be primed and ready for the photoshoot, perhaps even with hair, make-up and nails done.

Don't worry, I would be very careful not to 'give the game away' to your partner. The best approach would be to propose, say, half way through the photoshoot. I would suggest leaving the best locations for the second half of the photoshoot, by which time you'd both be used to the camera snapping away. In reality, we'd be saving the best location for the proposal and capturing all the emotion that follows!







"I was planning on proposing to my girlfriend during our first visit to Scotland (we're from the Netherlands). I contacted Karen by email and booked her for a one-hour couple's photoshoot. Karen was really helpful in planning and delivering this special moment.

I mentioned in the emails that I was looking for a location from the 'Outlander' series and that I was planning to propose halfway through the photoshoot. Karen suggested Clava Cairns, which was amazing, especially in autumn!

Due to a banking issue, I'd been unable to hire a rental car, but Karen saved our day by picking us up and dropping us off back at our hotel in Inverness. She'd even been to Clava Cairns on the morning of the photoshoot to identify the best spot for the proposal and to ensure that I was 100% happy with what she'd chosen.

Her plan worked perfectly, and my girlfriend didn't suspect a thing. Karen just said that we'd leave the best locations for the second half of the session, by which time we'd be used to the camera snapping away! Brilliant! Karen's photos are incredible. She captured our emotions perfectly and we will treasure looking back on these memories."

WIM HOEKSTRA

Option 3: Show up unexpectedly and propose

In this scenario, you'd need to include friends or family in your plans. They would organise a day out with your partner, perhaps on a hike or visit to a site of historic interest.

When they arrive, your partner would be surprised to see you, and you could immediately get down on one knee and propose.

The advantage of this approach is that you and I would meet before the big moment and could discuss the exact location for popping the question. I would then give you plenty space (I know you'd be feeling nervous) and would hide until your partner arrives. We could also capture a few photos with your friends/family afterwards.







"I loved Karen's portfolio and reached out to her when I was planning to ask the most important question of my life! My girlfriend and I are from Texas and we were touring Europe for two months. She was exploring the UK with her family while I was in Sweden for the first part of our trip. I flew into Scotland to surprise her and to propose in the grounds of Dunrobin Castle!

I was so excited and nervous and really appreciated Karen's help in firming up the plan. Karen met me at the fountain when the castle opened, and she gave me space and stayed semi-hidden while I anxiously waited for my girlfriend to arrive!

Everything went to plan, and it was brilliant to have Karen there documenting such an important moment. After capturing the proposal, Karen got lots of lovely candid photos of us as we watched the falconry display. Then, we did an hour of photos in the gardens, with lots of different backdrops and poses, and it all felt very natural and comfortable.

We're blown away by the photos - incredible! Thanks Karen!"

JASON KINGSTAD

Where should we be in relation to the camera?

It's really important that I get a good view of your partner's reaction.

Ideally you want to take note of my position and opt for one of the following options: 1) have your partner face in my general direction; or 2) both be side on to the camera.

My top tip for setting this up is to guide your partner to a particular spot, pretending that you're going to take their photograph. Instead of pulling out your phone/camera, simply pull out the ring instead!

You could even have your partner facing away from you as you do this, then ask them to turn around!







Do you travel, or hike to remote locations?

I'm based on the Black Isle so I do most of my work in the Inverness area. If you want to do your proposal further afield, then we can discuss an additional fee to cover my travel.

I love hiking and hill walking. However, if you're planning on proposing somewhere remote, please be aware that I would need to charge you extra for time spent hiking and lugging 10kg of camera gear around!



What if the weather's poor?

This is Scotland; the weather is the one thing that's beyond our control!

I'm no stranger to being outdoors in poor weather. I photograph a lot of weddings and, naturally, these go ahead regardless of the weather conditions on the day. So, I can cope with whatever the weather throws at us and I'm happy to embrace the elements if you are. My only stipulation is that I would need to have the rain at my back when photographing the proposal; we don't want raindrops running down my camera lens!

However, if you desperately want decent weather for the proposal and subsequent photoshoot, then we can plan for a specific date and time but aim to be flexible in the event of a particularly bad weather forecast (i.e. heavy rain, high winds or thick fog). I should mention that, quite often, the weather forecast is only reliable a couple of days in advance (unless we're experiencing a long spell of settled weather).

What should we wear?

Depending on what proposal scenario you opt for (i.e. Options 1 to 3 above), you might not be able to influence what your partner wears! However, it would still be worthwhile reading my handy eBook containing some advice on what to wear. In an ideal world, you would want to dress for the season and the location; colour coordinate but don't match; and avoid a rogue piece of clothing and big logos. If this is all going to be a complete surprise for your partner, then the best approach would be to aim to colour coordinate with whatever he/she happens to wear on the day.



[DOWNLOAD NOW!](#)



What about our animals?

I'm an animal lover and always like to get our furry companions involved! I suggest we do photos with and without the fur babies. If they're present when you're popping the question, please aim to have them under control so that they're not completely stealing focus from the big moment in the photographs.



Do you do black and white photography?

I love using colour in my images but I also appreciate black and white photography. I'll convert some of your images to monochrome where I feel it's most effective.







What will we discuss during the pre-shoot consultation?

I'm happy to have a 15-20 minute chat via phone or video call in advance of your proposal, if an optional pre-photoshoot consultation is included in your chosen photography package.


This will help me to find out more about you, and you can get to know me better too! We can discuss locations, and the exact plan of action for the big moment.



Why should I pay your prices?

A lot of people are, understandably, looking for bargains these days, but please remember the long-term value of these pictures. To capture this precious moment in your life, please book an experienced and reliable professional!

The fee you pay to your photographer won't just cover their time on the day and it certainly won't go straight into their savings account. As a sole trader, I have numerous business costs to cover. Think about the time and effort that goes into a professional photographer's marketing, so that you even know they exist. Don't forget, your proposal will be followed by meticulous post-production work in order to deliver the very best results.





What photography packages do you offer?

I offer a choice of three photography packages, which tend to suit most people's needs.

Please scroll down for full details.

I appreciate that you may have specific requirements not covered by my main packages, which is absolutely fine. I'd be delighted to offer you a bespoke package instead. To enquire about a bespoke package, please [contact me](#) and tell me your specific requirements and I'll be back in touch with a quote.



The Classic Package

- ♥ Comprehensive consultation via phone or video call, if desired.
- ♥ Up to 1 hour of coverage in one location in the Inverness / Black Isle area (travel fees may apply further afield).
- ♥ Post-production digital editing with each file carefully selected and edited in my signature style.
- ♥ Password-protected online gallery with a facility for purchasing prints.
- ♥ Approximately 50 high resolution printable digital images as a digital download.
- ♥ Choice of [package upgrades](#) available for an additional fee.
- ♥ Commitment to providing beautiful images and the highest standard of client service.

£375 (tax included)

The Signature Package

(client favourite!)

- ♥ Comprehensive consultation via phone or video call, if desired.
- ♥ Up to 2 hours of coverage in two locations in the Inverness / Black Isle area (travel fees may apply further afield).
- ♥ One outfit change.
- ♥ Post-production digital editing with each file carefully selected and edited in my signature style.
- ♥ Password-protected online gallery with a facility for purchasing prints.
- ♥ Approximately 100 high resolution printable digital images as a digital download.
- ♥ Choice of [package upgrades](#) available for an additional fee.
- ♥ Commitment to providing beautiful images and the highest standard of client service.

£525 (tax included)

The Deluxe Package

- ♥ Comprehensive consultation via phone or video call, if desired.
- ♥ Up to 2 hours of coverage in two locations in the Inverness / Black Isle area (travel fees may apply further afield).
- ♥ One outfit change.
- ♥ Post-production digital editing with each file carefully selected and edited in my signature style.
- ♥ Password-protected online gallery with a facility for purchasing prints.
- ♥ Approximately 150 high resolution printable digital images on an engraved USB.
- ♥ Luxury 8" x 10" Classic Album
- ♥ 30" x 30" Storyboard Gallery Frame featuring nine images
- ♥ Choice of [package upgrades](#) available for an additional fee.
- ♥ Commitment to providing beautiful images and the highest standard of client service.

£1,150 (tax included)



How do I enquire or book?

That's brilliant if you've decided to go ahead and book your proposal photography! Please drop me a line using the link below. **Let me know your availability, preferred photography package, and your thoughts on the location/scenery and we'll take it from there.**

[CONTACT KAREN](#)



To confirm your booking, I'll just need you to complete an online booking form and pay the balance. I'm open to discussing flexible payment options for the deluxe package, if needed. Your photoshoot date will only be secure once payment has been made in full and the booking form has been completed. Please don't put it off! My calendar fills up quickly, particularly in summer and autumn.



Karen Thorburn
Photography

www.karenthorburn.com
karen@karenthorburn.com

Beautiful... ♥ Natural... ♥ Relaxed.

