



 Karen Thorburn  
Photography

# *Proposal Photography eBook*

*Everything you need to know!*

*Beautiful... ♥ Natural... ♥ Relaxed.*

[www.karenthorburn.com](http://www.karenthorburn.com)





## Contents

Introduction.....	Page 1
What's your style of photography?.....	Page 2
Where should I propose?.....	Page 7
How do I go about planning this?!.....	Page 10
Option 1: Propose on your day out.....	Page 11
Option 2: Propose during a couples' photoshoot....	Page 14
Option 3: Show up unexpectedly and propose.....	Page 18
Where should we be in relation to the camera?.....	Page 21
Do you travel, or hike to remote locations?.....	Page 22
What if the weather's poor?.....	Page 25
What time of day is best?.....	Page 26
Are you available all year round?.....	Page 27
How will we communicate?.....	Page 28
What should we wear?.....	Page 29
Can we have an outfit change?.....	Page 30
What about our animals?.....	Page 31
Do you do black and white photography?.....	Page 32
Why should I pay your prices?.....	Page 34
What photography packages do you offer?.....	Page 39
Can you explain the package system further?.....	Page 43
Do you sell products?.....	Page 44
What happens after the photoshoot?.....	Page 45
How do I enquire?.....	Page 46
How do I book?.....	Page 46



# Introduction

Hello! I'm Karen. I work with down-to-earth folks who love the outdoors and who are emotionally invested in their photographs. I create bright, beautiful, natural images and I have a knack for putting people at ease so that no-one feels or looks awkward in front of my camera.

Of course, there's more to this whole experience than just the photographs. I'm equally passionate about providing a first-class service. This is crucial with proposals. **You're probably already going to be feeling nervous, so the last thing you need is any stress from your photographer. You need to hire someone you can trust to turn up on the day, not 'give the game away', and do a great job of capturing this hugely special moment in your relationship.**

There's a lot to think about! Grab a cup of coffee, sit back and relax while I answer your questions about your proposal photography!






## What's your style of photography?

I'll capture the proposal and all the emotions involved!

Once you've had plenty of time to absorb this special moment, we'll move into the rest of your photoshoot, which will, ideally, involve natural images, particularly outdoors, in beautiful, soft light.

I'll give you some guidance so that you look your absolute best, but I'll do this in a way that doesn't spoil the fun or kill the spontaneity.

Of course, I will also be sure to photograph the ring!





"I booked Karen for a proposal photoshoot after being really impressed with her portfolio and work. She was so kind and attentive in the run up to the big day and worked with me really well.

On the day itself, Karen helped make our special day even better! Karen positioned herself perfectly on Embo Beach to ensure that she got amazing shots of the proposal itself, and then led us through an engagement shoot on the beach and in the woods afterwards.

We were blown away when we got the photos back - they're truly stunning. We really can't express enough how much we love them and how special they are. We've since booked Karen to photograph our wedding!!"

**JOHN FORSYTH, ABERDEENSHIRE**











## Where should I propose?

I LOVE working with natural light and beautiful scenery, so prefer to be outdoors if at all possible. However, I'm also happy to work indoors, especially if the weather isn't great.

I know the Highlands like the back of my hand and can suggest some great locations, depending on the type of scenery that you'd like.

Personally, I recommend choosing somewhere quiet, as opposed to a busy tourist hotspot. This way, the proposal will be a private moment between you and your partner, without an audience. With my zoom lenses, I can capture close-up shots of you, whilst staying out of earshot. Not everyone follows this advice though and I'll respect your decision if we end up at a busy tourist spot!

When planning the exact spot to propose, give some thought to the practicalities.

Kyle, pictured here, initially chose the base of a large waterfall. Fortunately, I knew the location and was able to advise him that, not only was the access dodgy, but that the noise of the water would have been so loud that Ellie, his partner, probably wouldn't have been able to hear what he was saying!

Kyle then planned to propose on a narrow wooden footbridge, with me photographing from a distance. However, I wouldn't have been able to see Kyle if he'd been down on one knee! Also, if Ellie had leaned down towards him, I would have seen nothing!

Thankfully, Kyle took my advice on board and chose a beautiful, quiet location on the shore of Loch Cluanie, where I had a clear view of the happy couple.

If you get in touch with me, I'll gladly share my favourite locations with you!





"I cannot recommend Karen enough - the very best photographer!

I was looking for someone in the Highlands to capture my proposal to my now fiancée (thankfully, she said yes!) and contacting Karen was the best decision I could have made. From the word 'go', she was completely devoted to making the moment as special for my partner and I as possible.

Karen went above and beyond, time and time again, and was incredibly accommodating, even when plans and locations changed! She captured the moment with some breath-taking photos that my fiancée and I will cherish for a lifetime.

By booking Karen you'll get a hugely talented photographer and an even lovelier person. Thanks again Karen, you're a star!"

**KYLE SPEIRS, SURREY**

# How do I go about planning this?!

There's a lot to think about! We want to ensure you get perfect images without 'giving the game away'... you don't want your partner to suspect that you're about to propose!


I'll share a few scenarios that I'm happy to recommend. Hopefully these will inspire you, and one of them will feel like the right fit for you and your partner.

Option 1: Propose on your day out

Option 2: Propose during a couples' photoshoot

Option 3: Show up unexpectedly and propose

Read on...!



# Option 1:

## Propose on your day out

In this scenario, you might (for instance) plan to go on a hike or visit a historic site of interest. We'll need to arrange a very specific location for the proposal, and a time. I'll arrive at the location before you and will be waiting, doing my best to look like a tourist, with one of my cameras hidden!

On the day, we would communicate beforehand; I'd want to know what you were wearing so that I could easily spot you, particularly if there are other people around. I'll only spring into action with my cameras when you get down on one knee to propose. I'm very discreet and I promise that your partner won't suspect a thing!

Once you've had time to absorb the big moment together, I'll step forward to introduce myself! We'll then head into the rest of the photoshoot, and I'll gently guide you both throughout. I appreciate all of this will be a complete surprise for your partner and he/she might want a few minutes to go and freshen up first. No problem!







"Karen is excellent and I couldn't recommend her services more! Myself and my fiancée had a trip planned to Loch Ness and I knew I wanted to do the marriage proposal there. I started to look up Inverness photographers and am delighted to have chosen Karen!

Karen helped immensely throughout the entire process leading up to the proposal. We worked together on specific locations, viewpoints, and very helpful tips to capture the special moment. It was a great relief (especially planning from the US) and worked like a charm, as everything went fantastic!!

She captured the proposal beautifully in real time, which is a priceless gift. Right after the proposal, she provided a photoshoot, but made sure to remind us to enjoy our special moment first! It was such an easy and comfortable process for us - Karen told us just what to do, how to pose and really made that time feel so special, and now we have incredible photos! I truly cannot recommend a photoshoot with Karen enough. She made an important moment of our lives that much more memorable."

**ANDREW COMINSKY, PENNSYLVANIA**



## Option 2: Propose during a couples' photoshoot

In this scenario, you and your partner would book a couples' photoshoot with me, and you'd do the proposal part way through the session. The benefit of this scenario is that you could plan what to wear together, and your partner would be primed and ready for the photoshoot, perhaps even with hair, make-up and nails done.

Don't worry, I would be very careful not to 'give the game away' to your partner. The best approach would be to propose, say, half way through the photoshoot. I would suggest leaving the best locations for the second half of the photoshoot, by which time you'd both be used to being in front of my camera. In reality, we'd be saving the best location for the proposal and capturing all the emotions that follow!







"I was planning on proposing to my girlfriend during our first visit to Scotland (we're from the Netherlands). I contacted Karen by email and booked her for a one-hour couples' photoshoot. Karen was really helpful in planning and delivering this special moment.

I mentioned in the emails that I was looking for a location from the 'Outlander' series and that I was planning to propose halfway through the photoshoot. Karen suggested Clava Cairns, which was amazing, especially in autumn!

Due to a banking issue, I'd been unable to hire a rental car, but Karen saved our day by picking us up and dropping us off back at our hotel in Inverness. She'd even been to Clava Cairns on the morning of the photoshoot to identify the best spot for the proposal and to ensure that I was 100% happy with what she'd chosen.

Her plan worked perfectly, and my girlfriend didn't suspect a thing. Karen just said that we'd leave the best locations for the second half of the session, by which time we'd be used to the camera snapping away! Brilliant! Karen's photos are incredible. She captured our emotions perfectly and we will treasure looking back on these memories."

**WIM HOEKSTRA, NETHERLANDS**



## Option 3: Show up unexpectedly and propose

In this scenario, you'd need to include friends or family in your plans. They would organise a day out with your partner, perhaps on a hike or visit to a site of historic interest.

When they arrive, your partner would be surprised to see you, and you could immediately get down on one knee and propose.

The advantage of this approach is that you and I would meet before the big moment and could discuss the exact location for popping the question. I would then give you plenty space (I know you'd be feeling nervous) and would hide until your partner arrives. We could also capture a few photos with your friends/family afterwards.







"I loved Karen's portfolio and reached out to her when I was planning to ask the most important question of my life! My girlfriend and I are from Texas and we were touring Europe for two months. She was exploring the UK with her family while I was in Sweden for the first part of our trip. I flew into Scotland to surprise her and to propose in the grounds of Dunrobin Castle!

I was so excited and nervous and really appreciated Karen's help in firming up the plan. Karen met me at the fountain when the castle opened, and she gave me space and stayed semi-hidden while I anxiously waited for my girlfriend to arrive!

Everything went to plan, and it was brilliant to have Karen there documenting such an important moment. After capturing the proposal, Karen got lots of lovely candid photos of us as we watched the falconry display. Then, we did an hour of photos in the gardens, with lots of different backdrops and poses, and it all felt very natural and comfortable.

We're blown away by the photos - incredible! Thanks Karen!"

**JASON KINGSTAD, TEXAS**

# Where should we be in relation to the camera?

It's really important that I get a good view of your partner's reaction.

Ideally you want to take note of my position and opt for one of the following options: 1) have your partner face in my general direction; or 2) both be side on to the camera.

My top tip for setting this up is to guide your partner to a particular spot, pretending that you're going to take their photograph. Instead of pulling out your phone/camera, simply pull out the ring instead!

You could even have your partner facing away from you as you do this, then ask them to turn around!







## Do you travel, or hike to remote locations?

I'm based on the Black Isle so I do most of my work in the Inverness area. If you want to do your proposal further afield, then we can discuss an additional fee to cover my travel.

I love hiking and hill walking. However, if you're planning on proposing somewhere remote, please be aware that I would need to charge you extra for time spent hiking and lugging 15kg of camera gear around!







## What if the weather's poor?

This is Scotland; the weather is the one thing that's beyond our control!

I'm no stranger to being outdoors in poor weather. I photograph a lot of weddings and, naturally, these go ahead regardless of the weather conditions on the day. So, I can cope with whatever the weather throws at us and I'm happy to embrace the elements if you are. My only stipulation is that I would need to have the rain at my back when photographing the proposal; we don't want raindrops running down my camera lens!

However, if you desperately want decent weather for the proposal and subsequent photoshoot, then we can plan for a specific date and time but aim to be flexible in the event of a particularly bad weather forecast (i.e. heavy rain, high winds or thick fog). I should mention that, quite often, the weather forecast is only reliable a couple of days in advance (unless we're experiencing a long spell of settled weather). The best approach is to keep me posted on your availability and aim to be flexible.

# What time of day is best?

I'm much more concerned about the weather conditions than the time of day.

I've no problem with photographing in the middle of the day, when the sun is high in the sky. However, if it is a sunny day, I'll be seeking some shade (for, at least, part of your photoshoot) in order to find some soft, flattering light.

Please note that, ideally, I would like to do your photoshoot during traditional working hours, if you are available then.

Again, the best approach is to keep me posted on your availability and aim to be flexible.

If planning a photoshoot during the winter months, please be mindful of the shorter daylight hours (see [here](#) for further details).



# Are you available all year round?

Yes, I work all year round (but please don't ask me to work on Christmas Day or New Year's Day!). If you're booking a photoshoot during the low season, we might need to be a bit more mindful of the temperatures, and the conditions underfoot. Also, we might need to be more selective about which location(s) we use, as some places can look a little bit bare in winter.

Please come prepared whatever the weather, whatever time of year. For instance, spring might be sunny but it can still be really cold, especially in the shade, and I've seen some people who are not adequately wrapped up against the cold. I'll bring mats to sit on and reusable handwarmers to hold, but they're no substitute for a warm coat and gloves!

The session and the end result - the photographs - will be better if everyone is dressed appropriately.



# How will we communicate?

I want you to *feel* like you're my only client, but the reality is there are *lots* of other people on my books! This means I have to be very organised with my communication. Email works best for me, as I can set up a dedicated folder for your photoshoot, and you'll receive my out-of-office reply if I'm away from my desk.

Self-employment can often feel all-consuming, and 'switching off' is an ongoing challenge for me. After your initial contact form, please stick to email until the final run up to your photoshoot, when I'll give you my WhatsApp number in case we need to communicate on the day. Please download WhatsApp to be prepared for this scenario. Please revert back to email after your photoshoot.

I'll aim to respond promptly but please remember that I'm often out at photoshoots, particularly during peak season, and I'm striving to enjoy evenings and the occasional day off away from my inbox!



# What should we wear?

Depending on what proposal scenario you opt for (i.e. Options 1 to 3 above), you might not be able to influence what your partner wears! However, it would still be worthwhile reading my handy eBook which contains some advice on what to wear, and galleries to inspire you. In an ideal world, you would want to dress for the season and the location; colour coordinate but don't match; and avoid a rogue piece of clothing and big logos. If this is all going to be a complete surprise for your partner, then the best approach would be to aim to colour coordinate with whatever he/she happens to wear on the day.



[DOWNLOAD NOW!](#)



# Can we have an outfit change?

A full head-to-toe outfit change is included in my Deluxe Package. However, you're welcome to bring a couple of items with you (e.g. sweaters, jackets, etc.), regardless of which package you choose. This will allow for a few different 'looks' without a full-scale outfit change eating into your photography time.





## What about our animals?

I'm an animal lover and always like to get our furry companions involved! I suggest we do photos with and without the fur babies. If they're present when you're popping the question, please aim to have them under control so that they're not stealing focus from the big moment in the photographs.



# Do you do black and white photography?

I love using colour in my images but I also appreciate black and white photography. I'll convert some of your images to monochrome where I feel it's most effective.






# Why should I pay your prices?

Understandably, a lot of people are looking for bargains these days, but please remember the long-term value of these images. To capture this precious moment in your life in a stress-free way, with top quality results, please book an experienced and reliable professional (me!).

The fee you pay to your photographer won't just cover their time on the day and it certainly won't go straight into their savings account. As a sole trader, I have numerous business costs to cover before I even consider my mortgage and other household bills. Please think about the time and effort that goes into a professional photographer's marketing, so that you even know they exist (I built my website from scratch and created this eBook myself!). Don't forget, your proposal will be followed by meticulous post-production work in order to deliver the very best results.

Buy cheap and you might regret your decision for a very long time. You only have one chance to propose!






“

“We had a wonderful experience working with Karen for a surprise engagement at Change House, Loch Ness, followed by a fabulous engagement photo session at Urquhart Castle.

We couldn't be happier with the experience and the results. The pictures were absolutely stunning! From start to finish, Karen made the entire process seamless and stress-free.”

**BEN SMITH, TEXAS**





“

"I had an amazing experience working with Karen for our engagement. Karen helped to guide me in choosing the perfect, private location in Urquhart Bay Woods for our proposal and then drove us over to Urquhart Castle to continue our photoshoot.

She provides a ton of resources to help make sure the big day goes smoothly and put myself and my camera-shy partner at ease during the shoot. Karen always responds promptly and got our photos back to us extremely quickly. 10/10 would recommend."

**MADY THOMPSON, NOVA SCOTIA**







## What photography packages do you offer?

I offer a choice of three photography packages, which tend to suit most people's needs.

Please scroll down for full details.

I appreciate that you may have specific requirements not covered by my main packages, which is absolutely fine. I'd be delighted to offer you a bespoke package instead. To enquire about a bespoke package, please [contact me](#) and tell me your specific requirements and I'll be back in touch with a quote.



# The Classic Package

- ♥ Up to 30 minutes of coverage in one location in the Inverness / Black Isle area (please note that restrictions apply, and travel fees may apply further afield).
- ♥ Post-production digital editing with each file carefully selected and edited in my signature style.
- ♥ Online gallery with a facility for purchasing prints.
- ♥ 25 high resolution digital images as a download.
- ♥ Choice of [photography\\_products](#) available for an additional fee.
- ♥ Commitment to providing beautiful images and the highest standard of client service.

**SPECIAL OFFER: ~~£325~~ £300**

**(inclusive of tax, admin, travel expenses, photography, and post-production)**

# *The Signature Package*

*(client favourite!)*

- ♥ Up to one hour of coverage in one location in the Inverness / Black Isle area (please note that travel fees may apply further afield).
- ♥ Post-production digital editing with each file carefully selected and edited in my signature style.
- ♥ Online gallery with a facility for purchasing prints.
- ♥ 50 high resolution digital images as a download.
- ♥ Choice of [photography products](#) available for an additional fee.
- ♥ Commitment to providing beautiful images and the highest standard of client service.

**SPECIAL OFFER: ~~£575~~ £475**

**(inclusive of tax, admin, travel expenses, photography, and post-production)**

# The Deluxe Package

- ♥ Up to two hours of coverage in two nearby locations in the Inverness / Black Isle area (please note that travel fees may apply further afield).
- ♥ One outfit change.
- ♥ Post-production digital editing with each file carefully selected and edited in my signature style.
- ♥ Online gallery with a facility for purchasing prints.
- ♥ 100 high resolution digital images as a download.
- ♥ Choice of [photography\\_products](#) available for an additional fee.
- ♥ Commitment to providing beautiful images and the highest standard of client service.

**SPECIAL OFFER: ~~£825~~ £700**

**(inclusive of tax, admin, travel expenses, photography, and post-production)**




## Can you explain the package system further?

You're busy. I'm busy. I like to keep things as simple and as efficient as possible!

Some photographers take a session fee then ask their clients to choose their images afterwards. I avoid this system for several reasons! You probably don't want to be faced with a gallery of unedited images and have the hassle of deciding which ones to purchase; in fact, you might never get around to it. Equally, I wouldn't want to be kept waiting for payment long after having completed a photoshoot.

The package system serves me and my clients well. I'll hand-pick your best images, showcasing different backgrounds and poses from throughout the photoshoot (I say 'poses' but think of it more as 'gentle direction'). We'll likely only need to exchange a handful of emails and, as soon as I've completed your editing, all you need to do is download the images!



# Do you sell products?

I offer a range of products, including branded USB drives, a range of beautifully hand-crafted albums, and wall art. Please note that additional fees would apply for overseas shipping and that I'm unable to ship wall art overseas. The photography packages include digital images only, for a couple of reasons. Firstly, a large percentage of my clients come from overseas; digital-only photography packages helps to keep things simple. Secondly, if you decide to purchase products, I want you to have free rein in your decision-making and not be tied to a particular size of album or frame.



[DOWNLOAD NOW!](#)



## What happens after the photoshoot?

I'll individually edit all of your photographs to a high standard. After all, I'm a perfectionist! Your images will be ready within a maximum of five weeks. Normally it'll be *much* quicker. However, please appreciate that peak season gets *extremely* busy (and I'm only human).

Your photographs will be presented in an online gallery (which you're welcome to share with family and friends). You'll also receive links to download the digital images, with high resolution files ready for printing, and low resolution files ready for you to share on social media (if you wish).







## How do I enquire?

To make an enquiry, please get in touch using the link below. Let me know your preferred photography package, your availability, and your thoughts on the location/scenery, and we'll take it from there.

[CONTACT KAREN](#)

## How do I book?

Please note that bookings are taken on a first come, first served basis. My diary changes daily and I'm unable to offer date savers. To secure your photoshoot, I'll need you to complete an online booking form and make payment (a flexible payment option is available for the Deluxe Package, if needed).

Your photoshoot date will only be secure once payment has been made and the booking form has been completed. Please don't put it off! My calendar fills up quickly, particularly in summer and autumn/fall.





Karen Thorburn  
Photography

[www.karenthorburn.com](http://www.karenthorburn.com)  
[karen@karenthorburn.com](mailto:karen@karenthorburn.com)

*Beautiful... ♥ Natural... ♥ Relaxed.*

