



*Scottish Highland
Portrait Photography
Private Tours*

Beautiful... ♥ Natural... ♥ Relaxed.

www.karenthorburn.com





Contents (Page 1 of 2)

Introduction.....	Page 1
What's your style of photography?.....	Page 4
Do you do black and white photography?.....	Page 5
What will your approach be on the day?.....	Page 7
We don't want to pose. Can we just have fun?!. ..	Page 8
Will there be other people on the tour?.....	Page 9
How do we plan around the weather?.....	Page 12
Do you run private tours all year round?.....	Page 13
How fit do we need to be?.....	Page 14
What should we wear?.....	Page 15
Can we have an outfit change?.....	Page 16
Do you have a drone?.....	Page 17
Will we see Highland cows?.....	Page 18
What's the vehicle like?.....	Page 19
Are you a good driver?.....	Page 19
What do we need to bring with us?.....	Page 20
Can you organise flowers?.....	Page 21
Is entry to visitor attractions included in the price?.....	Page 22
Is food included in the price?.....	Page 23



Contents (Page 2 of 2)

What's included in the price?.....	Page 24
Do you sell products?.....	Page 27
Do you offer multi-day tours?.....	Page 28
Are tour itineraries subject to change?.....	Page 29
What private portrait photography tours do you offer?.....	Page 30
Can we build our own private tour?.....	Page 31
Why should we pay your prices?.....	Page 32
Tour locations.....	Page 35
The City of Inverness.....	Page 37
The Black Isle & Beyond.....	Page 42
Loch Ness.....	Page 48
Wester Ross North.....	Page 55
Wester Ross South.....	Page 63
Assynt & Coigach.....	Page 70
Loch Duich & Eilean Donan Castle.....	Page 78
Eilean Donan Castle & The Isle of Skye.....	Page 83
Loch Ness & Glen Coe.....	Page 90
Glenfinnan & Glen Coe.....	Page 99
Can you pick us up or drop us off somewhere other than Inverness?.....	Page 108
How will we communicate?.....	Page 109
What happens after the private tour?.....	Page 110
How do we enquire?.....	Page 111
How do we book?.....	Page 111



Introduction

Hello! I'm Karen, and I'm here to offer you a unique experience: the opportunity to combine your portrait photoshoot with a tailor-made single day private tour of the Scottish Highlands, taking in some of the best scenery this iconic region has to offer.

I'm not exaggerating when I say I know the Highlands like the back of my hand. Photography and exploring Scotland have been my lifelong passions since I was a little kid. As a professional photographer, I'm also super passionate about providing my clients with a first-class experience!

On one of my exclusive tours, you can expect to be chauffeured to some stunning places (including secret locations and not just the 'hotspots'). Once there, you can relax into your portrait photography session, while I work my magic and capture your memories. We'll have a wonderful day out and will treat ourselves as we go (after all, coffee and cake are my other passions in life!).

So, please sit back and relax while I answer your questions about your Highland portrait photography private tour!





"We're a couple from Canada and we took a vacation to Scotland for our tenth wedding anniversary. We wanted a couple's photoshoot to mark the occasion, so we reached out to Karen!

We had so much fun and we were able to just relax and be ourselves! Karen really went above and beyond for us, surprising us with a selection of drone photos, finishing the session with an extra location, and over-delivering on the number of shots.

We also ended up getting lucky with a huge rainbow, and Karen was great in taking us on a short hike to an incredible vantage point. She knows the Highlands so well! The pictures are amazing - we could not stop looking at them on the big screen when we got home."

VASANT IYER, BRITISH COLUMBIA





What's your style of photography?

I specialise in natural images, outdoors, ideally in beautiful, soft light.

I'll capture your personalities and the deep bond between you. I'll give you some guidance so that you look your absolute best, but I'll do this in a way that doesn't spoil the fun or kill the spontaneity. Of course, I'll also do justice to the stunning landscapes surrounding you!

You can expect an enjoyable, authentic experience, and a mix of naturally posed and completely candid, documentary-style images, which capture both the essence of your relationship *and* the essence of the places we visit.





Do you do black and white photography?

I love using colour in my images but I also appreciate black and white photography. I'll convert some of your images to monochrome where I feel it's most effective.





What will your approach be on the day?

Your private tour is going to be hugely enjoyable and memorable! I'm very down-to-earth and easy to get along with, so we'll soon get to know each other, which will help you to relax in the car and in front of the camera.

We'll visit iconic locations and secret spots and invest time in each place so that I can create the best images possible. We'll need to stick to a time schedule but I'll plan the pace to be stress-free.

You can enjoy the scenery and soak up the history of the Highlands as we travel around. On our stops, we'll dive into the photography but I'll make sure you're not looking into the camera the whole time, and you have plenty of opportunities to truly appreciate your surroundings.





We don't want to pose. Can we just have fun?!

Yes! Typically, I blend traditional, naturally posed images (nothing too formal) with more fun, candid shots. However, we can, of course, keep your photography completely natural! Please let me know in advance if you'd like your photographs to be 100% 'documentary', so I can plan for this scenario.



Will there be other people on the tour?

No, this is an exclusive private tour experience for couples (or solo travellers).



"I booked a private tour and couple's photography with Karen as a gift to my parents for their golden wedding anniversary.

They were over from the States on a cruise, and the ship called in at Invergordon. Karen picked my parents up there and took them for a day out in the Inverness area.

Throughout the day, Karen captured lots of lovely, natural photos of my parents. We're all delighted with the pictures (we love them!), which marked a significant milestone in their marriage and captured their memories of a very special day out in the Scottish Highlands."

AMY TYLER, COLORADO





How do we plan around the weather?

Providing that your itinerary is flexible, I'll book you into a two-day timeslot. I'll keep an eye on the weather forecast in the run up to your tour, and we'll choose the day that will give us the best conditions for portrait photography. This might mean prioritising soft, flattering light over bright sunshine but, most importantly, I'll be trying to avoid heavy rain or high winds!

It's worth noting that the Scottish weather forecast is often only reliable a day or two in advance, but I'll give you as much notice as possible. Please come prepared and be ready to embrace the elements if the weather conditions are less than ideal (by bringing a waterproof, cosy layers, a change of footwear and extra socks!).



Do you run private tours all year round?

Yes! To be honest, autumn/fall and winter in Scotland are under-rated. The weather and light can often be really beautiful and atmospheric, and locations are noticeably quieter.

If you're booking a private tour during the low season, we might need to be more mindful of the temperatures, and the conditions underfoot. Also, we might need to be more selective about which location(s) we use, as some places can look a little bit bare in winter. Furthermore, we might need to adjust your tour itinerary due to the shorter hours of daylight.

If your tour takes place in the low season, please put extra thought into planning your clothing and footwear. Ultimately, please come prepared whatever the weather, whatever time of year. For instance, a sunny day in spring can still be really cold and I've seen people who are not adequately wrapped up.

The tour and the end result - the photographs - will be better if you're dressed appropriately.

How fit do we need to be?

My tours can be adapted, if needed, in order to be accessible to everyone. However, the itineraries in this eBook assume an average level of fitness.

If you have mobility issues or your fitness levels are below average, then please be upfront about this at the time of booking, so that I have plenty of time to plan your tour and not be faced with having to make last-minute changes on the day.

Also, regardless of your level of fitness, please wear appropriate footwear! All the tours will involve walking on some rough and uneven ground, so it's probably best to leave the stiletto heels at home!



What should we wear?

I've produced a handy eBook with my advice on what to wear, and galleries to inspire you. Just follow the link below to save this to your phone or desktop. Please read the detail but, to summarise, you want to dress for the season and the location; colour coordinate but don't match; and avoid a rogue piece of clothing and big logos. Also, please wear sensible footwear so you can walk on rough ground.



[DOWNLOAD NOW!](#)



Can we have an outfit change?

Yes, absolutely! You can have at least one outfit change during your tour.

It will be most convenient for you to change outfits when we stop for lunch, and you can use the bathroom facilities where we're dining.

You'll be welcome to change outfits one more time, if you wish, but I can't promise you would have access to a suitable changing area.





Do you have a drone?

Yes, and I'll aim to fly it at a couple of locations, weather and local flying restrictions permitting.

Will we see Highland cows?

I can't promise that we'll get an opportunity to get close to Highland cows or capture portraits with them in the background. However, if the opportunity arises, we'll certainly stop to say 'hello' to a hairy coo and capture some photos with them!

You are more likely to see Highland cows on the following tours:



The Loch Ness Tour, where you are guaranteed to see the resident cows at our lunch stop (please note this does not apply to the Loch Ness & Glen Coe Tour).



The Wester Ross South Tour, as there is a free-range fold of cows in Applecross.



The Isle of Skye, where there's a good chance of seeing the cows but it might be at a busy roadside location.



What's the vehicle like?

You'll be in the back of my air-conditioned Skoda Karoq. The seats are comfortable, there's a generous amount of legroom, and, best of all, there's a huge sunroof which lets in lots of natural light and offers great views of the scenery overhead!

Are you a good driver?

I'm one of the safest drivers on the roads! I stick to the rules, I don't speed, I don't dawdle, and I don't take risks.

I passed my test way back in 2003 and I've been safely driving my clients around since becoming self-employed in 2017, on portrait photography tours, landscape photography workshops, and on wedding days. I'm also fully insured.

I enjoy driving in the Highlands. On the tour, I'll want to ensure you feel completely comfortable in the car so that you can enjoy the journey too.





What do we need to bring with us?

The car boot will be almost full with my camera equipment, lighting equipment, and drone.

I'll be able to squeeze one piece of luggage in the boot for you, similar in size to an airline carry-on bag. Any other items may need to go beside you in the back seat.

Please pack as lightly as possible but ensure you are fully equipped for the day ahead and all weathers.

Please wear sensible footwear so you're able to walk over rough and uneven ground. Please pack waterproof clothing, cosy layers, a change of footwear and socks (in case of wet feet!), sunglasses, and perhaps a sunhat or beanie, depending on the time of year.

I'll bring a few items for you, including water, snacks, sunscreen, midge nets, hand warmers, and a blanket to snuggle into in the backseat. I always carry a first aid kit.

Can you organise flowers?

Your tour might be part of your wedding or anniversary celebrations, in which case you may want flowers. A bouquet is also helpful for putting you in a variety of natural poses.

I can organise flowers but please note that this is not included in the price of the tour, and there would be an additional charge.

If you would like flowers, please provide as much information as possible, in terms of the style, colours, and your budget. The simplest approach would be to provide some images in an email or a Pinterest board.

Please also let me know if you'd like anything extra in addition to a bouquet, such as a flowers for your hair, a corsage, and/or buttonhole flower (boutonnière).





Is entry to visitor attractions included in the price?

If your tour itinerary includes a castle or other ticketed visitor attraction, then the cost of entry tickets will be included in the price.

Please note that members of the public will be present at these visitor attractions.

As such, we will need to be mindful of others and I may need to downscale my lighting equipment in order to avoid getting in the way of other people, and to comply with health and safety regulations at places such as Urquhart Castle and Eilean Donan Castle.





Is food included in the price?

Lunch is included with all of my tours. There will also be a selection of snacks in the car. A fine dinner is included in the tours which visit Glen Coe.



What's included in the price?

- ♥ Email communication in the run up to your portrait photography tour.
- ♥ Reservation of a two-day timeslot, to give us the best chance of good weather.
- ♥ Preparation of the vehicle (washing and valeting).
- ♥ Travel throughout the tour, including pick-up and drop-off at an agreed location.
- ♥ A delicious and relaxing lunch (cake included!). A fine evening meal is also included on the Glen Coe tours.
- ♥ Entry tickets, if your tour includes a castle or other ticketed visitor attraction.
- ♥ Up to approximately three or four hours of professional portrait photography across various stunning locations.
- ♥ One or more outfit changes.
- ♥ Post-production digital editing with each file carefully selected and edited in my signature classic style.
- ♥ An online gallery with a facility for purchasing prints.
- ♥ High resolution images as a digital download.
- ♥ Commitment to providing you with beautiful imagery, the very highest standard of client service, and an excellent and informative Highland tour experience.
- ♥ All-inclusive pricing, with no hidden costs. However, a choice of [package upgrades](#) are available.



"Karen is a fantastic photographer. Coming from abroad, she blew my expectations out of the water and I feel so lucky that I found her!

She took us to unique locations and captured the beauty of these places. She was so kind and took the time to listen to the poses and images that I wanted.

When I got the pictures back, I was speechless. Karen is so talented and creative and I don't think anyone else could have done as good a job as she did. The quality and quantity of images was exceptional.

I will cherish these photos and can't wait to return to Scotland and capture some more pictures with her!"

ZOE MEYER, ILLINOIS



Do you sell products?

I offer a range of products, including branded USB drives, a range of beautifully hand-crafted albums, and wall art. Please note that additional fees would apply for overseas shipping and that I'm unable to ship wall art overseas. The photography packages include digital images only, for a couple of reasons. Firstly, a large percentage of my clients come from overseas; digital-only photography packages helps to keep things simple. Secondly, if you decide to purchase products, I want you to have free rein in your decision-making and not be tied to a particular size of album or frame.



[DOWNLOAD NOW!](#)



Do you offer multi-day tours?

No, all my tours are single day excursions only. This allows me to be more flexible around the weather (and not be tied down to accommodation bookings).



Are tour itineraries subject to change?

I'll aim to follow the itineraries as closely as possible. However, some slight changes are possible, e.g. if a café or restaurant is closed or fully booked on the day of your tour; if shorter hikes are needed in order to meet a client's particular level of mobility; or to give the best chance of seeing dolphins on the Black Isle.



What private portrait photography tours do you offer?

I offer a choice of 10 single day private tours, to suit different budgets, and to capture different areas of the Highlands. These tend to meet most people's needs. Please scroll down for full details.



Can we build our own private tour?

I appreciate that you may have specific requirements, which is absolutely fine. Perhaps you'd like to amend one of my tour itineraries, or go somewhere else altogether!

If so, I'd be delighted to offer you a bespoke single day private tour instead. To enquire about a bespoke tour, please [contact me](#) and tell me your specific requirements

Please note that, at this stage, there will be a £50 planning fee, to cover the time spent preparing your bespoke itinerary. Once paid, I'll be back in touch with full details, and the planning fee will be deducted from the cost of your tour if you decide to go ahead.



Why should we pay your prices?

Understandably, a lot of people are looking for bargains these days, but please remember the value of these images. For a flexible approach, stress-free experience, and top quality results, please book an experienced, reliable professional (me!).

The fee you pay won't just cover my time on the day and it certainly won't go straight into my savings account. As a sole trader, I have numerous business costs to cover before I even consider my mortgage and other household bills. Also, please think about the time and effort that goes into a professional photographer's marketing, so that you even know they exist (I built my website from scratch and created this eBook myself!). Don't forget that your private tour will be followed by meticulous post-production work in order to deliver the very best results.

Sure, you could book a cheaper tour elsewhere but it won't include professional photography! Remember, it's NOT the camera that captures great images; it's the photographer behind it.





"The photos left us speechless!
Words cannot express how much we like the pictures.

It was the right decision to do the photoshoot in the beautiful
Glen Coe countryside.

Thank you for staging us so well and embedding us in the
landscape.

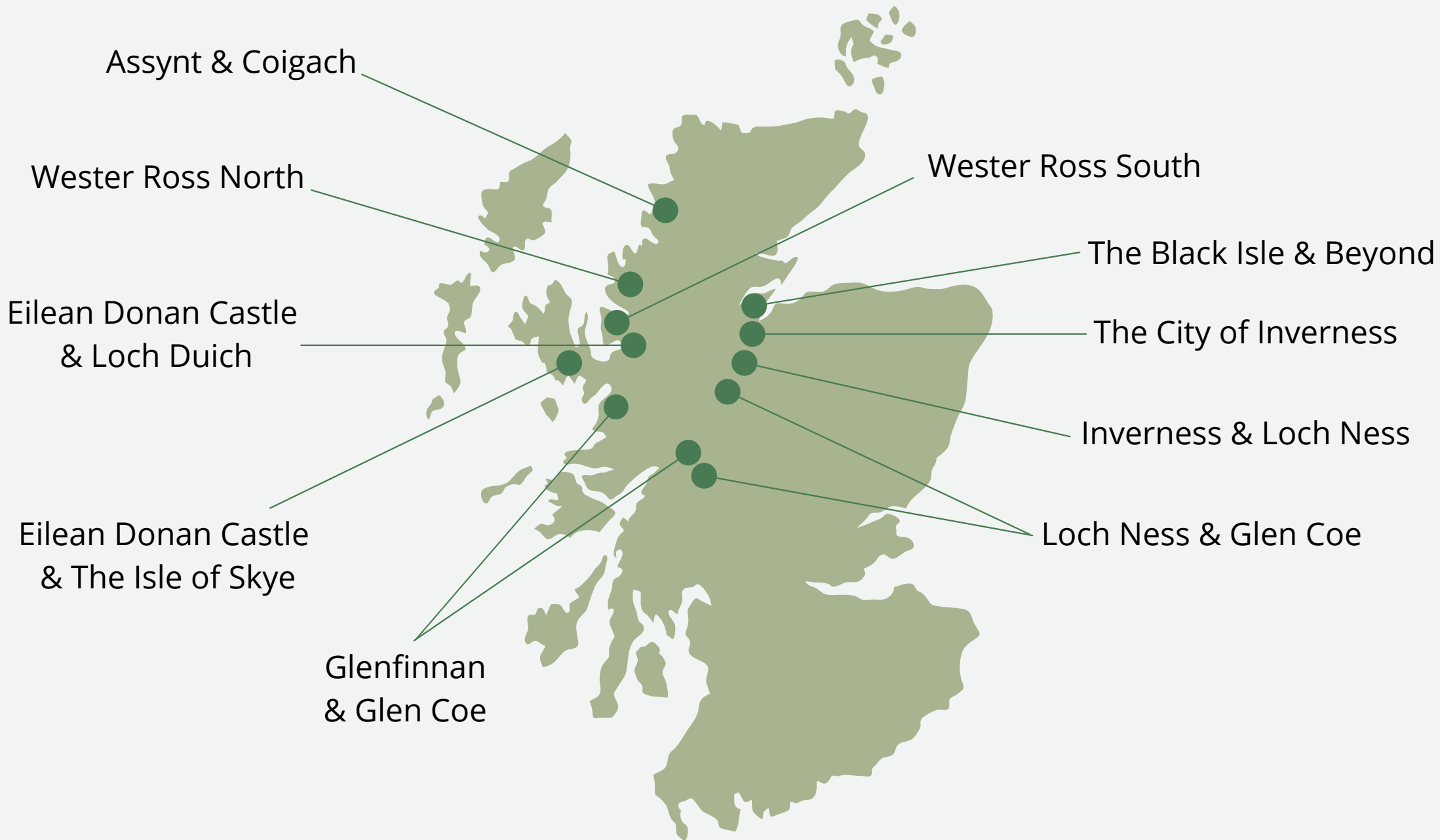
That was a wonderful day and we hope to see you again next year!"

INES LONAUER, AUSTRIA





Tour Locations...



Assynt & Coigach

Wester Ross North

Wester Ross South

The Black Isle & Beyond

Eilean Donan Castle
& Loch Duich

The City of Inverness


Inverness & Loch Ness

Eilean Donan Castle
& The Isle of Skye

Loch Ness & Glen Coe

Glenfinnan
& Glen Coe

The City of Inverness



The City of Inverness: Details

Tour start time: 09:00


Tour finish time: 17:30

Tour duration: 8½ hours

Travel time: 1½ hours

Portrait photography time: 3 hours

Sight-seeing time: 2 hours



Highlights: historic sites; movie locations; city views; riverside and woodland locations; fine dining.

Included: portrait photography; private tour; sight-seeing; lunch; travel; entry to visitor attractions.

Please scroll down for a sample itinerary and imagery.

Price: £995 (inclusive of tax).

The City of Inverness: Itinerary

- 09:00 Meet and greet, Inverness.
- 09:15 Spend an hour at the scenic Ness Islands on the banks of the River Ness, before visiting the historic Inverness Cathedral (founded in 1866) and Inverness Castle (due to open to the public in 2025).
- 13:00 Enjoy a delicious, relaxing lunch at [The Kitchen Restaurant](#), with beautiful views over the river and castle, followed by an outfit change.
- 14:30 Explore Clava Cairns, a sacred historical site comprising Bronze Age circular chambered cairn tombs and standing stones, set amongst mature deciduous woodland.
- 15:30 Visit Culloden Moor, the site of the Battle of Culloden (1746), and spend time in the visitor centre and on the battlefield with its views to the surrounding hills.
- 17:30 Conclude and drop-off, Inverness.




The City of Inverness: Ness Islands & River Ness



The City of Inverness: Clava Cairns



The Black Isle & Beyond



The Black Isle & Beyond: Details

Tour start time: 09:00

Tour finish time: 17:30

Tour duration: 8½ hours

Travel time: 2½ hours

Portrait photography time: 3 hours

Sight-seeing time: 1½ hours



Highlights: historic sites; coastal, hilltop, riverside and woodland locations; relaxed dining.


Included: portrait photography; private tour; sight-seeing; lunch; travel.

Please scroll down for a sample itinerary and imagery.

Price: £995 (inclusive of tax).

The Black Isle & Beyond: Itinerary

- 09:00 Meet and greet in Inverness and travel north to the Black Isle peninsula.
- 09:30 Visit the ruins of Fortrose Cathedral, dating from the thirteenth century.
- 10:00 Look for bottlenose dolphins (sightings are not guaranteed) in the Moray Firth at Chanonry Point Lighthouse before moving along to Rosemarkie Beach and Woods.
- 12:00 Travel north to enjoy a delicious and relaxing lunch at the [Highland Farm Café](#), with beautiful views over the Black Isle, followed by an outfit change.
- 14:30 Drive into the hills at Knockfarrel, the site of an ancient hill fort, offering superb views of the surrounding hills, mountains and Loch Ussie.
- 16:00 Visit the scenic stone arch bridge at Little Garve, dating from the 1700s.
- 17:30 Conclude and drop-off, Inverness.



The Black Isle & Beyond: Rosemarkie



The Black Isle & Beyond: Knockfarrel



The Black Isle & Beyond: Little Garve



Loch Ness



Loch Ness: Details

Tour start time: 09:00

Tour finish time: 18:00

Tour duration: 9 hours

Travel time: 2½ hours

Portrait photography time: 3½ hours

Sight-seeing time: 1½ hours



Highlights: historic sites; movie location; iconic scenery; waterfall; wildlife; relaxed dining.

Included: portrait photography; private tour; sight-seeing; lunch; travel; entry to visitor attraction.

Please scroll down for a sample itinerary and imagery.

Price: £1,200 (inclusive of tax).

Loch Ness: Itinerary

- 09:00 Meet and greet in Inverness and travel south to Loch Ness.
- 09:30 Arrive in the village of Dores to enjoy the impressive views over Loch Ness from the pebble beach and stroll along the scenic woodland path.
- 11:00 Travel south to visit the spectacular Falls of Foyers, set in a dramatic gorge, accessed via a long, steep flight of steps.
- 12:00 Visit the [Camerons Tearoom & Farm Shop](#) to see the resident deer and Highland cows and enjoy a delicious and relaxing lunch, followed by an outfit change.
- 13:30 Continue south to the scenic village of Fort Augustus to visit the south shore of Loch Ness and the locks on the Caledonian Canal.
- 15:00 Travel north to visit the impressive ruins of Urquhart Castle, home to 1,000 years of Scottish history and Highland conflict.
- 18:00 Conclude and drop-off, Inverness.



Loch Ness: Dores



Loch Ness: The Falls of Foyers



Loch Ness: Fort Augustus



Loch Ness: Urquhart Castle



Wester Ross North



Wester Ross North: Details

Tour start time: 08:00

Tour finish time: 19:00

Tour duration: 11 hours

Travel time: 5 hours

Portrait photography time: 3 hours

Sight-seeing time: 1½ hours



Highlights: mountain scenery; coastal locations including unspoiled beaches; relaxed dining.

Included: portrait photography; private tour; sight-seeing; lunch; travel.

Please scroll down for a sample itinerary and imagery.

Price: £1,350 (inclusive of tax).

Wester Ross North Optional Upgrade: Inverewe Garden



If you would like to visit the National Trust for Scotland's Inverewe Garden (near Poolewe), we can extend the afternoon itinerary by 1½ hours. This time will include an hour of photography combined with sight-seeing, followed by a coffee break in the restaurant, Osgood's Café. The additional fee would be £250, inclusive of entry tickets, and the tour would conclude in Inverness at 20:30.

Wester Ross North: Itinerary

- 08:00 Meet and greet in Inverness and travel west to Kinlochewe.
- 09:00 Explore Torrison, a stunning glen overlooked by the iconic mountains, Beinn Eighe and Liathach. Admire the scenery from the shore of Loch Clair and Upper Loch Torrison.
- 11:00 Visit Loch Maree and admire the views of the mountain of Slioch and take a short hike to Victoria Falls.
- 13:00 Enjoy a delicious and relaxing lunch at the community-owned [GALE Centre](#) in Gairloch, with a beautiful sea vista, followed by an outfit change.
- 15:00 Arrive at Mellon Udrigle, stroll along the golden sand and appreciate the panoramic view of the Wester Ross mountains.
- 16:30 Explore the wide sweep of Gruinard Bay for an hour, with its golden beach and view to the enigmatic mountain, An Teallach, before departing.
- 19:00 Conclude and drop-off, Inverness.



Wester Ross North: Torridon



Wester Ross North: Loch Maree



Wester Ross North: Mellon Udrigle



Wester Ross North: Gruinard Bay



Wester Ross South



Wester Ross South: Details

Tour start time: 08:00

Tour finish time: 19:00

Tour duration: 11 hours

Travel time: 5 hours

Portrait photography time: 3 hours

Sight-seeing time: 1½ hours



Highlights: historic sites; mountain scenery; coastal locations; movie location; relaxed dining.

Included: portrait photography; private tour; sight-seeing; lunch; travel.

Please scroll down for a sample itinerary and imagery.

Price: £1,350 (inclusive of tax).

Wester Ross South: Itinerary

- 08:00 Meet and greet in Inverness and travel west to Kinlochewe.
- 09:00 Explore Torridon, a stunning glen overlooked by the iconic mountains, Beinn Eighe and Liathach. Admire the scenery from the shore of Loch Clair and Upper Loch Torridon.
- 13:00 Arrive in Applecross after having enjoyed a tour of the coastal road around the north end of the peninsula, and savour a delicious lunch at the [Applecross Inn](#) or [Applecross Walled Garden](#), followed by an outfit change.
- 14:30 Venture over the Bealach na Bà road pass, which has the greatest ascent of any road in the UK, rising from sea level to 626 metres (2,054 feet) in 6 kilometres (3.7 miles). The road twists and turns through fabulous mountain scenery and offers wonderful views to Skye and beyond.
- 16:30 Visit the picturesque ruins of the fifteenth-century Strome Castle overlooking Loch Carron and a stony beach, before departing at 17:30.
- 19:00 Conclude and drop-off, Inverness.



Wester Ross South: Torridon



Wester Ross South: Bealach na Bà




Wester Ross South: Bealach na Bà



Wester Ross South: Strome Castle



Assynt & Coigach



Assynt & Coigach: Details

Tour start time: 08:00

Tour finish time: 19:30

Tour duration: 1 1½ hours

Travel time: 4 hours

Portrait photography time: 4 hours

Sight-seeing time: 2 hours



Highlights: historic sites; mountain scenery; unspoiled beaches; movie location; relaxed dining.

Included: portrait photography; private tour; sight-seeing; lunch; travel.

Please scroll down for a sample itinerary and imagery.

Price: £1,450 (inclusive of tax).

Assynt & Coigach: Itinerary

- 08:00 Meet and greet in Inverness and travel north west via the Struie Hill to Assynt.
- 10:00 Visit the shore of Loch Assynt and explore Ardvreck Castle, a ruin dating from the 1400s, overlooked by the impressive mountain of Quinag.
- 11:30 Stroll along the golden sands of the beautiful beach at Achmelvich.
- 12:30 Enjoy a delicious and relaxing lunch at [Lochinver Larder](#), famed for its fantastic selection of pies, followed by an outfit change, before departing at 14:00.
- 14:45 Arrive at Achnahaird Beach with its sweeping sands and stunning views of the mountains of the Assynt & Coigach peninsula.
- 16:30 Explore the stony beach at Ardmair and admire the views of spectacular Ben Mór Coigach.
- 17:15 Pause for an hour in Ullapool for a comfort break and to admire the picturesque harbour.
- 19:30 Conclude and drop-off, Inverness.



Assynt & Coigach: Ardvreck Castle



Assynt & Coigach: Achmelvich Beach



Assynt & Coigach: Achnahaird Beach



Assynt & Coigach: Ardmair Bay



Loch Duich & Eilean Donnan Castle



Loch Duich & Eilean Donan Castle: Details

Tour start time: 09:00

Tour finish time: 19:00

Tour duration: 10 hours

Travel time: 3½ hours

Portrait photography time: 3½ hours

Sight-seeing time: 1½ hours

Highlights: historic sites; mountain scenery; iconic castle; movie location; relaxed dining.

Included: portrait photography; private tour; sight-seeing; lunch; travel.

Excluded: professional photography is not permitted indoors at Eilean Donan Castle.


Please scroll down for a sample itinerary and imagery.

Price: £1,350 (inclusive of tax).



Loch Duich & Eilean Donan Castle: Itinerary

- 09:00 Meet and greet in Inverness and travel south west through the Great Glen.
- 10:30 Pause on the shores of Loch Cluanie to admire the wild Highland scenery, before moving on to beautiful Glen Shiel, enclosed by spectacular mountains. Visit the old stone arch bridge over the River Shiel.
- 12:00 Continue to the Mam Ratagan mountain pass with its elevated views over Loch Duich and the Five Sisters of Kintail mountain range.
- 13:30 Enjoy a relaxing and delicious lunch at [The Pitstop at Kintail](#), followed by an outfit change.
- 15:00 Admire the beautiful restored thirteenth century Eilean Donan Castle from Dornie, before touring the castle and island.
- 17:00 Visit the stunning Carr Brae Viewpoint, with its majestic views over Loch Duich, before departing for Inverness.
- 19:00 Conclude and drop-off, Inverness.



Loch Duich & Eilean Donan: Loch Cluanie



Loch Duich & Eilean Donan Castle



Loch Duich & Eilean Donan: Glen Shiel, Mam Ratagan & Carr Brae



Eilean Donnan Castle & The Isle of Skye



Eilean Donan Castle & The Isle of Skye: Details

Tour start time: 08:30

Tour finish time: 20:00

Tour duration: 1 1½ hours

Travel time: 6 hours

Portrait photography time: 3 hours

Sight-seeing time: 1 hour

Highlights: historic sites; mountain scenery; iconic castle; movie location; relaxed dining.

Included: portrait photography; private tour; sight-seeing; lunch; travel.

Excluded: professional photography is not permitted indoors at Eilean Donan Castle.


Please scroll down for a sample itinerary and imagery.

Price: £1,650 (inclusive of tax).



Eilean Donan Castle & The Isle of Skye: Itinerary

- 08:30 Meet and greet in Inverness and travel south west through the Great Glen.
- 10:15 Tour the beautiful restored thirteenth century Eilean Donan Castle and its island, then admire the classic view of the castle from Dornie.
- 12:30 Cross the Skye Bridge and enjoy a delicious lunch, followed by an outfit change, either at [Deli Gasta](#) or [Café Sia](#) in Broadford (please note the eateries in the area do not accept advance bookings and so there may be a delay while we wait for a table).
- 14:00 Travel south from Broadford to Elgol for a magnificent view of the Black Cuillin mountains, pausing at the shore of Loch Slapin en route, for the picture-postcard view of Blaven mountain.
- 16:00 After soaking up the wonderful scenery at Elgol, head north and pause at the roadside near Sconsor to see the resident Highland cows, before continuing onto Sligachan for more iconic views of the Black Cuillin and a beautiful old stone arch bridge.
- 17:30 Depart Sligachan and relax on the journey back to Inverness.
- 20:00 Conclude and drop-off, Inverness.



Eilean Donan Castle & The Isle of Skye: The Castle



Eilean Donan Castle & The Isle of Skye: Loch Slapin



Eilean Donan Castle & The Isle of Skye: Elgol



Eilean Donan Castle & The Isle of Skye: Sligachan



Loch Ness & Glen Coe



Loch Ness & Glen Coe: Details

Tour start time: 09:00


Tour finish time: 22:00

Tour duration: 13 hours

Travel time: 5½ hours

Portrait photography time: 3 hours

Sight-seeing time: 1½ hours



Highlights: historic sites; mountain scenery; iconic castle; movie locations; relaxed & fine dining.


Included: portrait photography; private tour; sight-seeing; lunch; dinner; travel.

Please scroll down for a sample itinerary and imagery.

Price: £1,950 (inclusive of tax).

Loch Ness & Glen Coe: Itinerary

- 09:00 Meet and greet in Inverness and travel south west through the Great Glen.
- 09:30 Visit the impressive ruins of Urquhart Castle, home to 1,000 years of Scottish history and Highland conflict.
- 11:30 Depart Urquhart Castle and travel south to the scenic village of Fort Augustus to see the impressive locks on the Caledonian Canal and visit the scenic south shore of Loch Ness. Dine at the [Boathouse Restaurant](#), overlooking the loch, and change outfits.
- 14:15 On the journey south, pause at the Commando Memorial near Spean Bridge with its magnificent views of Ben Nevis and the surrounding mountains.
- 15:15 Arrive in the spectacular and iconic Glen Coe, a deep valley with some of the best mountain scenery in Scotland. Visit multiple locations throughout the glen, with views of Loch Achtriochtan, the Three Sisters, Buachaille Etive Mòr, Black Rock Cottage.
- 18:00 Savour a fine dinner either at the [Kingshouse Hotel](#) or the Water's Edge at the [Isle of Glencoe](#).
- 22:00 Conclude and drop-off, Inverness.



Loch Ness & Glen Coe: Urquhart Castle



Loch Ness & Glen Coe: Fort Augustus



Loch Ness & Glen Coe: Loch Achtriochtan



Loch Ness & Glen Coe: Buachaille Etive Mòr



Loch Ness & Glen Coe: The Three Sisters



Loch Ness & Glen Coe: Black Rock Cottage



Glenfinnan & Glen Coe



Glenfinnan & Glen Coe: Details

Tour start time: 07:45

Tour finish time: 22:00

Tour duration: 14¼ hours

Travel time: 7¼ hours

Portrait photography time: 3½ hours

Sight-seeing time: 1 hour



Highlights: historic sites; mountain scenery; iconic viaduct; movie locations; relaxed & fine dining.

Included: portrait photography; private tour; sight-seeing; lunch; dinner; travel.

Please scroll down for a sample itinerary and imagery.

Price: £2,250 (inclusive of tax).

Glenfinnan & Glen Coe: Itinerary

- 07:45 Meet and greet in Inverness and travel south west through the Great Glen.
- 10:00 Arrive at Glenfinnan and hike to an elevated vantage point offering a superb view of the world-famous viaduct, featured in Harry Potter, in time to watch the Jacobite steam train cross the bridge at 10:45.
- 11:15 Enjoy a short coffee break before taking a stroll down to the shore of Loch Shiel, where Bonnie Prince Charlie raised his standard in 1745, marking the start of the Jacobite rebellion, an important chapter in Scottish history.
- 12:30 Relax over a delicious lunch at [The Old Library](#) in Arisaig, followed by an outfit change, then move on to the stunning golden beach at Camusdarach with views to the Small Isles, before departing for Glen Coe at 15:00.
- 16:30 Arrive in the spectacular and iconic Glen Coe, a deep valley with some of the best mountain scenery in Scotland. Visit multiple locations throughout the glen, with views of Loch Achtriochtan, the Three Sisters, Buachaille Etive Mòr, Black Rock Cottage.
- 18:30 Savour a fine dinner either at the [Kingshouse Hotel](#) or the Water's Edge at the [Isle of Glencoe](#).
- 22:30 Conclude and drop-off, Inverness.



Glenfinnan & Glen Coe: Glenfinnan Viaduct



Glenfinnan & Glen Coe: Camusdarach



Glenfinnan & Glen Coe: Loch Achtriochtan



Glenfinnan & Glen Coe: Buachaille Etive Mòr



Glenfinnan & Glen Coe: The Three Sisters



Glenfinnan & Glen Coe: Black Rock Cottage





Can you pick us up or drop us off somewhere other than Inverness?

You'll see that Inverness is the pick-up and drop-off point in all the tour itineraries. Inverness is the 'capital' of the Highlands so most visitors choose to stay here, however I appreciate you might have other plans!

When you get in touch (scroll down to the next page for further details), please let me know where you'll be staying. Please provide the name and address of your accommodation.

If you're staying in Inverness, I'll be able to pick you up and drop you off at your accommodation. If you'll be staying out of town, I might still be able to offer this service, but for a small travel fee, and we may need to amend the pick-up and drop-off times.

How will we communicate?

I want you to *feel* like you're my only client, but the reality is there are *lots* of other people on my books! This means I have to be very organised with my communication. Email works best for me, as I can set up a dedicated folder for your private tour, and you'll receive my out-of-office reply if I'm away from my desk.

Self-employment can often feel all-consuming, and 'switching off' is an ongoing challenge for me! After your initial contact form, please stick to email until the final run up to your private tour, when I'll give you my WhatsApp number. Please download WhatsApp to be prepared for this scenario. Please revert back to email after your tour.

I'll aim to respond promptly but please remember that I'm often out at photoshoots, particularly during peak season, and I'm striving to enjoy evenings and the occasional day off away from my inbox!





What happens after the private tour?

I'll individually edit all of your photographs to a high standard. After all, I'm a perfectionist! Your images will be ready within a maximum of six weeks. Normally it'll be *much* quicker. However, please appreciate that peak season gets *extremely* busy (and I'm only human).

Your photographs will be presented in an online gallery (which you're welcome to share with family and friends). You'll also receive links to download the digital images, with high resolution files ready for printing, and low resolution files ready for you to share on social media (if you wish).





How do we enquire?

To make an enquiry, please get in touch using the link below. Let me know your availability, your preferred tour, and the name and address of your accommodation, and we'll take it from there.

[CONTACT KAREN](#)

How do we book?

Please note that bookings are taken on a first come, first served basis. My diary changes daily and I'm unable to offer date savers. To secure your tour, I'll need you to complete an online booking form and pay a 50% deposit. The final balance will be due two months before your tour date.

Please don't put it off! My calendar fills up quickly, particularly in summer and autumn/fall.





Karen Thorburn
Photography

www.karenthorburn.com
karen@karenthorburn.com

Beautiful... ♥ Natural... ♥ Relaxed.

